



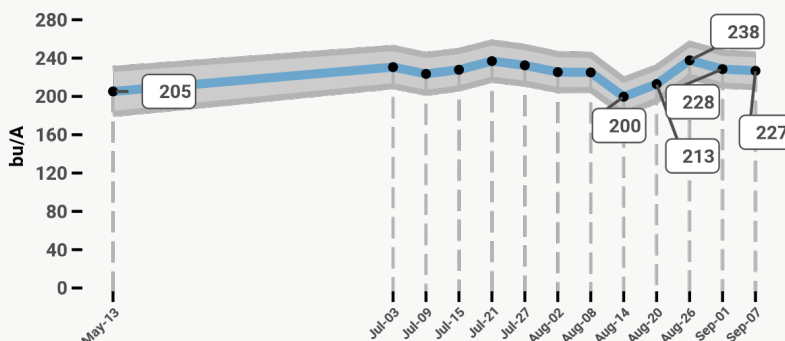
Corn Yield Estimate (Enterprise Level)

Enterprise Scenarios & Trend

Good	244 bu/A
Average	227 bu/A
Bad	210 bu/A

2 Week Trend

+ 13.85 bu/A



What does this yield prediction report contain?

- **2 Week Yield Trend** - The difference between the current estimated yield and the estimated yield 2 weeks ago.
- **Estimated Yield Progression** - Track yield estimates throughout the entire season. The yield estimate range will shrink as the season progresses and more weather data is collected!
- **3 Scenarios Provided** - We've provided 3 potential scenarios (Good, Average, & Bad) based on historical data.

Missing Fields?

Here are the most common reasons why some of your fields may not be included in this report:

- We have not received (or finished processing) planting data for that field. Please send additional data to data@farmersbusinessnetwork.com or upload in your account.
- The field was planted with a crop other than Corn.
- At this time, we were not confident in our estimate of crop yield for that field. (This might happen because of presence of unseen varieties or soil type.)

How are yield estimates generated?

Agronomic Data (soil type, hybrid and planting date), weather and satellite imagery are used to generate the yield estimates. Yield estimates will get better as the season progresses as we obtain more weather and imagery data.

Feedback

Please use this [link to the feedback form](#) to let us know of any comments or concerns that you have.



Smackenzie@fbn-cb

Click on the field name to go to the field's page

Dad's Farm

[Dad's 80](#)

page 3

Family Trust Farm

[Family Trust Northwest 34](#)

page 4

Home Farm

[Home South](#)

page 5

Mom's Farm

[Mom's 25](#)

page 6

[Mom's East 32](#)

page 7

[Mom's South 40](#)

page 8





Dad's 80

Corn Yield Estimate

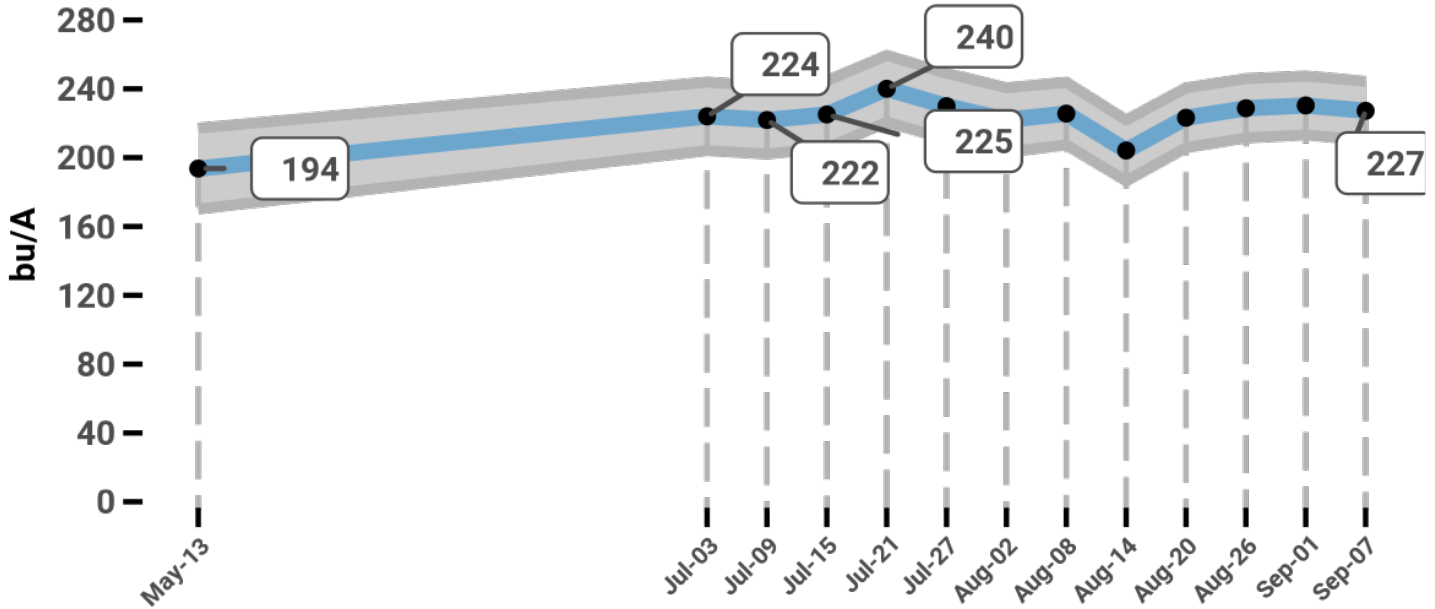
Field Scenarios & Trend

Good 244 bu/A
 Average **227 bu/A**
 Bad 210 bu/A

2 Week Trend

+ 4.04 bu/A

Estimated yield over time





Family Trust Northwest 34

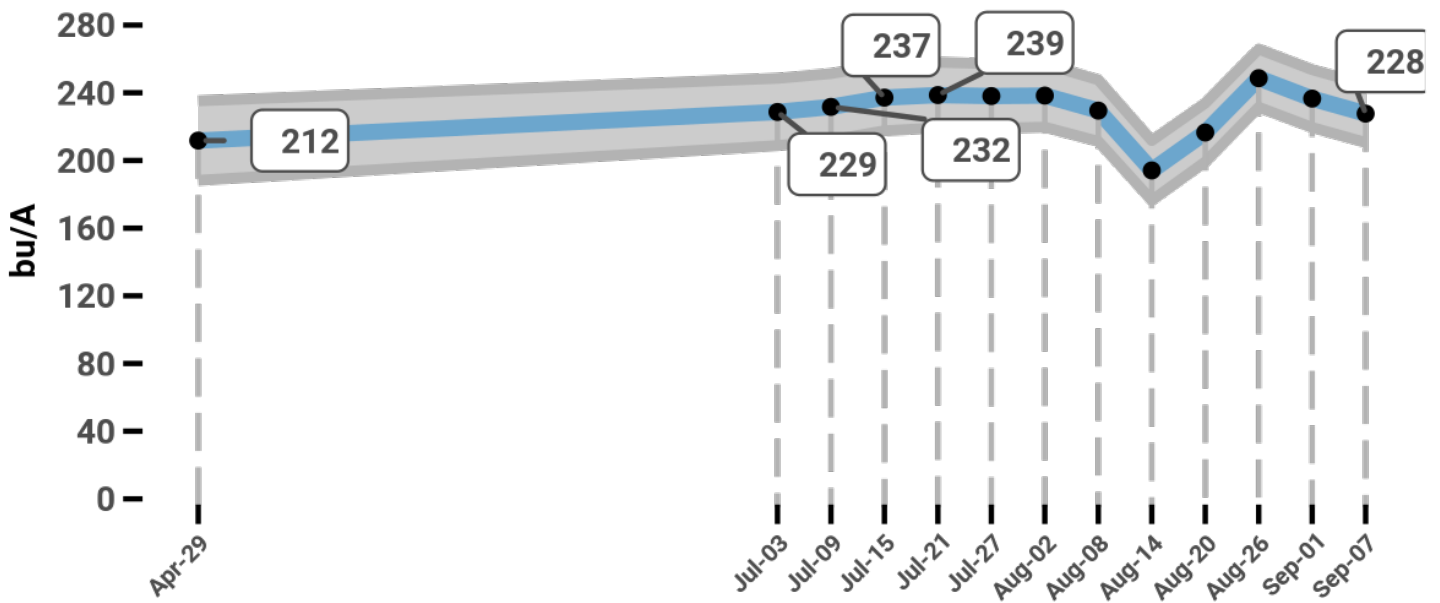
Corn Yield Estimate

Field Scenarios & Trend

Good 245 bu/A
 Average **228 bu/A**
 Bad 211 bu/A

2 Week Trend + 11.15 bu/A

Estimated yield over time





Home South

Corn Yield Estimate

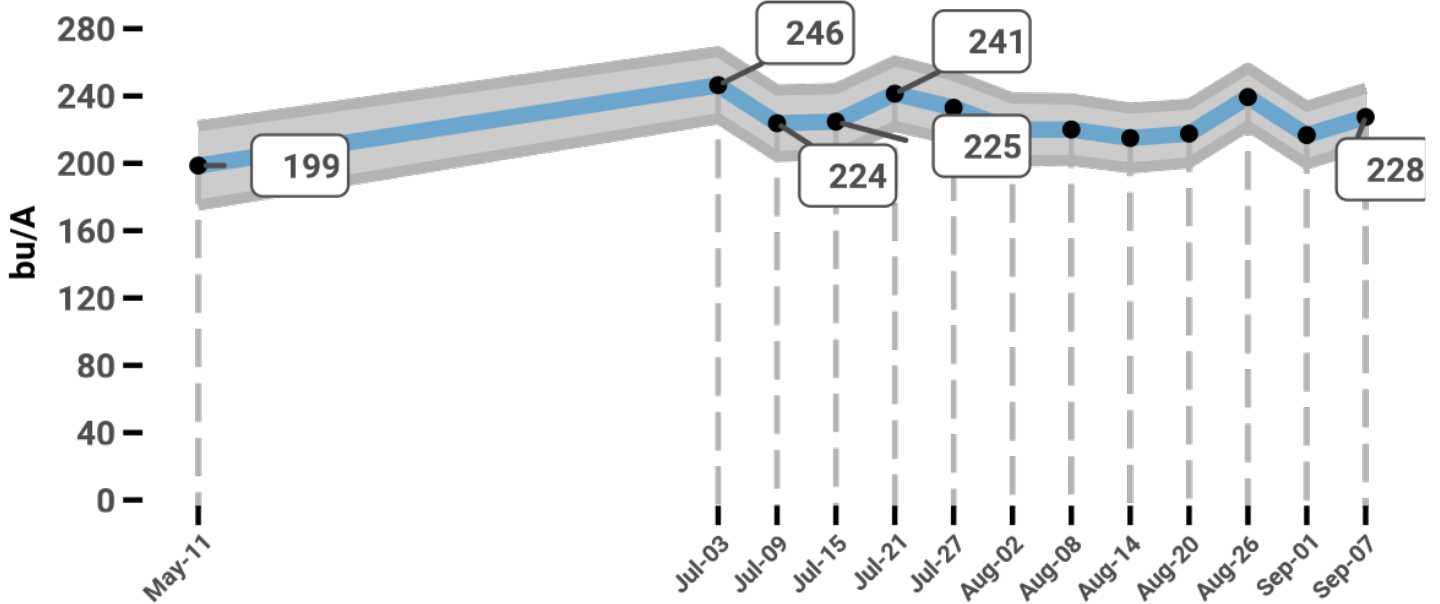
Field Scenarios & Trend

Good 245 bu/A
 Average **228 bu/A**
 Bad 210 bu/A

2 Week Trend

+ 9.87 bu/A

Estimated yield over time





Mom's 25

Corn Yield Estimate

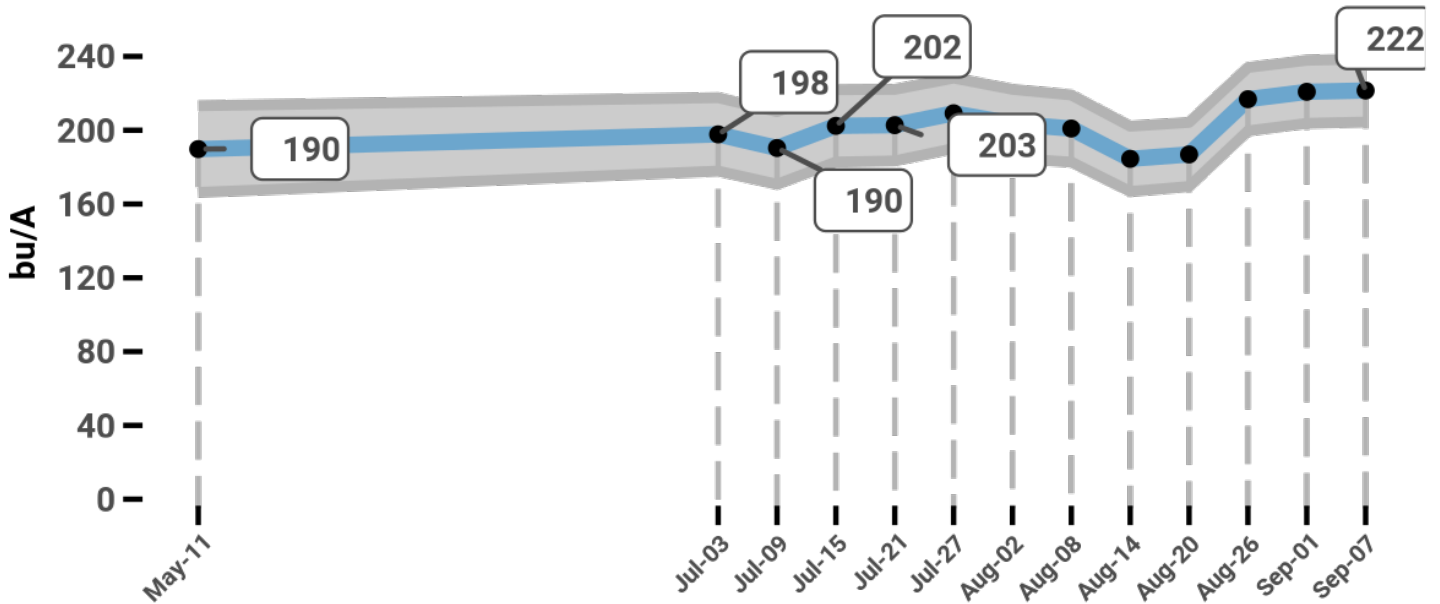
Field Scenarios & Trend

Good 239 bu/A
Average 222 bu/A
Bad 204 bu/A

2 Week Trend

+ 34.64 bu/A

Estimated yield over time





Mom's East 32

Corn Yield Estimate

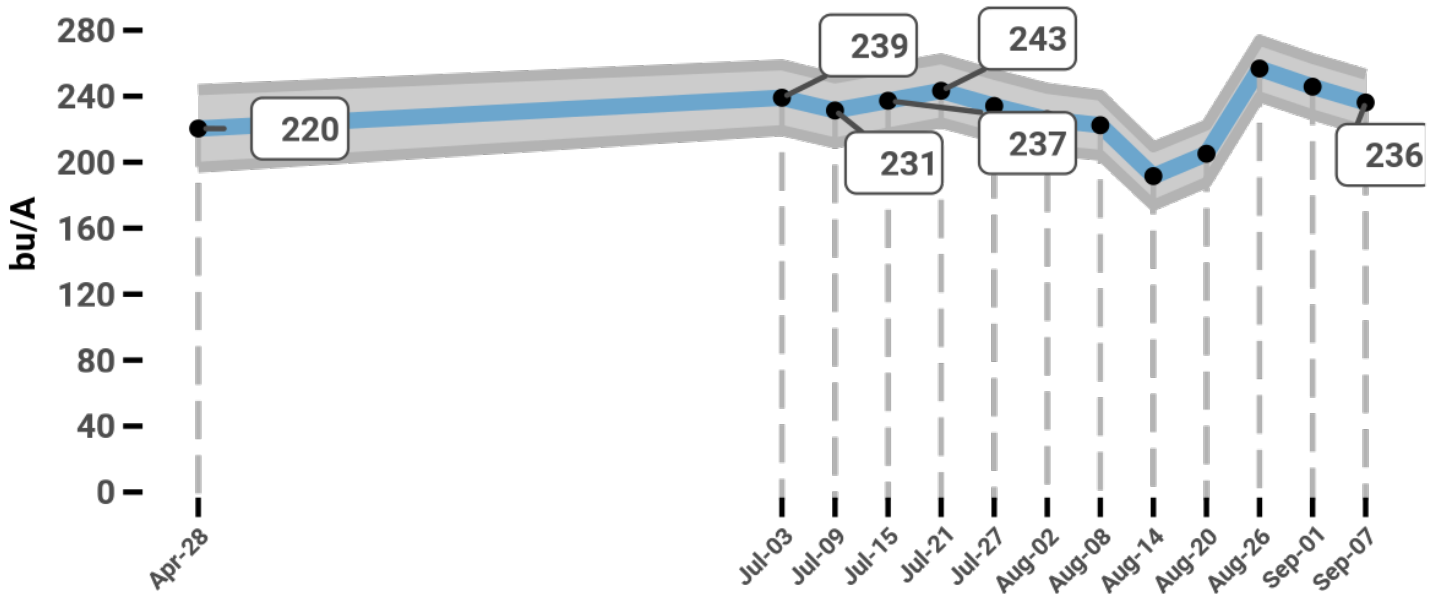
Field Scenarios & Trend

Good 253 bu/A
 Average **236 bu/A**
 Bad 219 bu/A

2 Week Trend

+ 31.08 bu/A

Estimated yield over time





Mom's South 40

Corn Yield Estimate

Field Scenarios & Trend

Good 235 bu/A
 Average **218 bu/A**
 Bad 201 bu/A

2 Week Trend

+ 21.18 bu/A

Estimated yield over time

